

Coaxial/Optical to R/L audio Converter

Operation Manual



DCT-3

TABLE OF CONTENTS

1. Introduction.....	1
2. Features.....	1
3. Operation Controls and Functions.....	2
3.1 Front Panel.....	2
3.2 Rear Panel.....	2
4. Connection and Installation.....	3
5. Specifications.....	3

1. Introduction

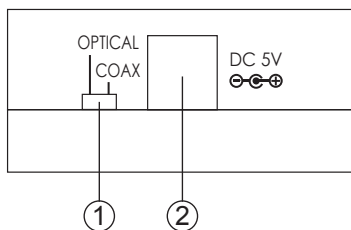
This is a Coaxial/Optical to R/L audio converter box. It accepts digital audio signal input through either Coaxial or Optical port, simply selected by switcher to determines which digital input is active and then the system will convert the digital audio signal to analog audio signal (R/L) output.

2. Features

- Supports digital audio signal (Coaxial/Optical) input and analog audio signal (R/L) output.
- Integrated digital interpolator filter and Digital to Analog Converter (DAC).
- Supports non-compression digital stereo audio input.
- Compact size and easy to install.
- Support SPDIF 24 bits of data for the left and right channel.

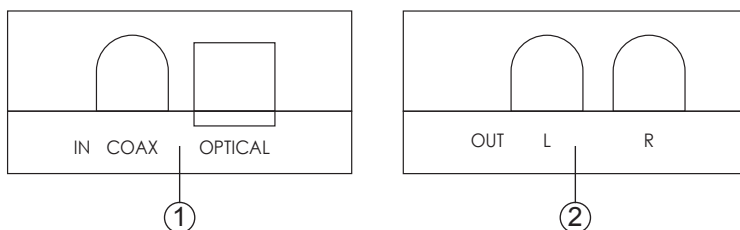
3. Operation Controls and Functions

3.1 Front Panel




- ①. Optical/coaxial switch: Switch the switch to determine which input Audio source is active.
- ②. Power: Plug 5V DC power supply into the unit and connect the adaptor to AC wall outlet.

3.2 Rear Panel



- ①. Coaxial/optical input: Connect coaxial/optical inputs to the coaxial/optical audio equipments, such as DVD player, ect.
- ②. L/R output: Connect L/R stereo analog audio output to the display audio input or audio equipment.

4. Connection and Installation



5. Specifications

Input ports	Coaxial and Optical
Input Format	SPDIF LPCM 2 CH, 24 bit
Sample Frequency	32 KHz, 44.1 KHz, 48 KHz, 96 KHz
Output ports	R/L stereo
Output Level	2Vpp
Output Impedance	100Ω
Power Supply	5V/0.36~0.5A DC (US/EU standards, CE/FCC/UL certified)
Dimensions (mm)	42(W) x 40.5(D) x 22(H)
Weight(g)	25
Chassis Material	Plastic
Silk Skin Color	White
Operating Temperature	Operating from 0°C ~ 40°C
Power Consumption	0.5W



CYPRESS TECHNOLOGY CO., LTD.
Home page: <http://www.cypress.com.tw>