

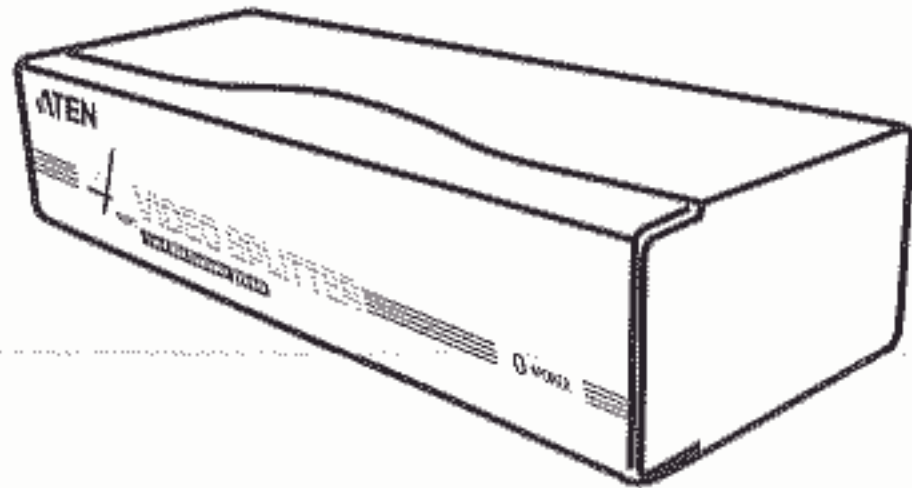


# VIDEO SPLITTER

1 In 2 Out

1 In 4 Out

1 In 8 Out



## USER MANUAL

### VS-92A / VS-94A / VS-98A

Read this manual thoroughly and follow the installation and operation procedures carefully to prevent any damage to the unit, and/or any of the devices connected to it.

This package contains:

- 1 VS-92A or VS-94A or VS-98A Video Splitter
- 1 DC 9V Power Adapter
- 1 User Manual

If anything is damaged or missing, contact your dealer.

© Copyright 2000 ATEN™ International Co., Ltd.  
Manual Part No. PAPE-1183-200  
Printed in Taiwan 12/2000

All brand names and trademarks are the registered property of their respective owners.

## OVERVIEW

These video splitters are boosting devices that duplicate the video signal from any analog monitor source to two (VS-92A); four (VS-94A); or eight (VS-98A) outputs. As such, they provide fast, flexible, solutions for situations such as:

- 1) Broadcasting video information (news headlines, stock prices, airline and train schedules, etc.), to the public
- 2) Monitoring harsh work environments from safe locations
- 3) Classroom or company training facilities

The VS-92A, VS-94A, and VS-98A go beyond being merely duplicators, however, in that they also enhance the video signals over long distance broadcasting of up to 65 m (213').

In addition, units can be daisy chained to handle as many monitors as the installation requires, making them excellent solutions for public broadcast systems.

To achieve multiple high quality VGA, SVGA, or Multisync video signals over long distances, these video splitters are your best choice.

## FEATURES

- Ultra High 250 MHz (VS-92A / VS-94A) or 200 MHz (VS-98A) Bandwidth
- Enhances Video Signal for Distances up to 65 m (213')
- Supports DDC, DDC2, DDC2B (Port 1 Only)
- Daisy Chainable
- All Metal Housing
- Small Form Factor
- Ideal for Public Broadcasting; Remote Monitoring; Classroom and Training Facilities

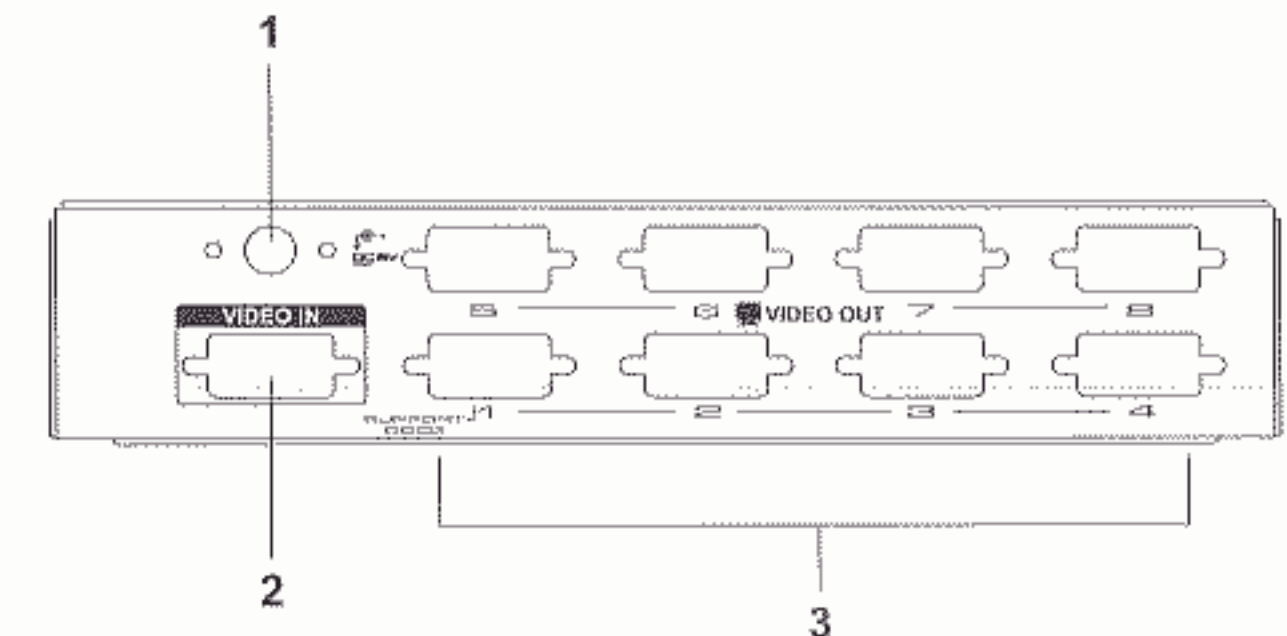
- Note:**
1. If you connect a DDC type monitor to Video Out Port 1, all other monitors must be able to support the highest resolution that the DDC monitor can provide.
  2. These products are designed for VGA, SVGA, and Multisync monitors. They are not suitable for CGA, EGA, or MONO type monitors that use digital video signals.
  3. For the best video quality, we recommend using UL2919 rated extender cables.

## FRONT VIEW



1. Power LED Lights to indicate the unit is receiving power.

## REAR VIEW



1. Power Jack  
The cable from the Power Adapter plugs in here.
2. Video In Port
  - If this is a First Stage unit, the cable from the PC's video port plugs in here.
  - If this is a Daisy Chained unit, the cable from the Video Out port of the higher stage unit plugs in here.
3. Video Out Ports  
The cables to the monitors can plug in to any available port.
 

**Note:**

  1. If you connect a DDC type monitor to Video Out Port 1, all other monitors must be able to support the highest resolution that the DDC monitor can provide.
  2. The Front and Rear Views in the diagrams are for a VS-98A. A VS-92A and VS-94A will have two and four Video Out Ports, respectively, instead of the eight Video Out Ports shown in the diagram.

## INSTALLATION

### SINGLE STAGE INSTALLATION

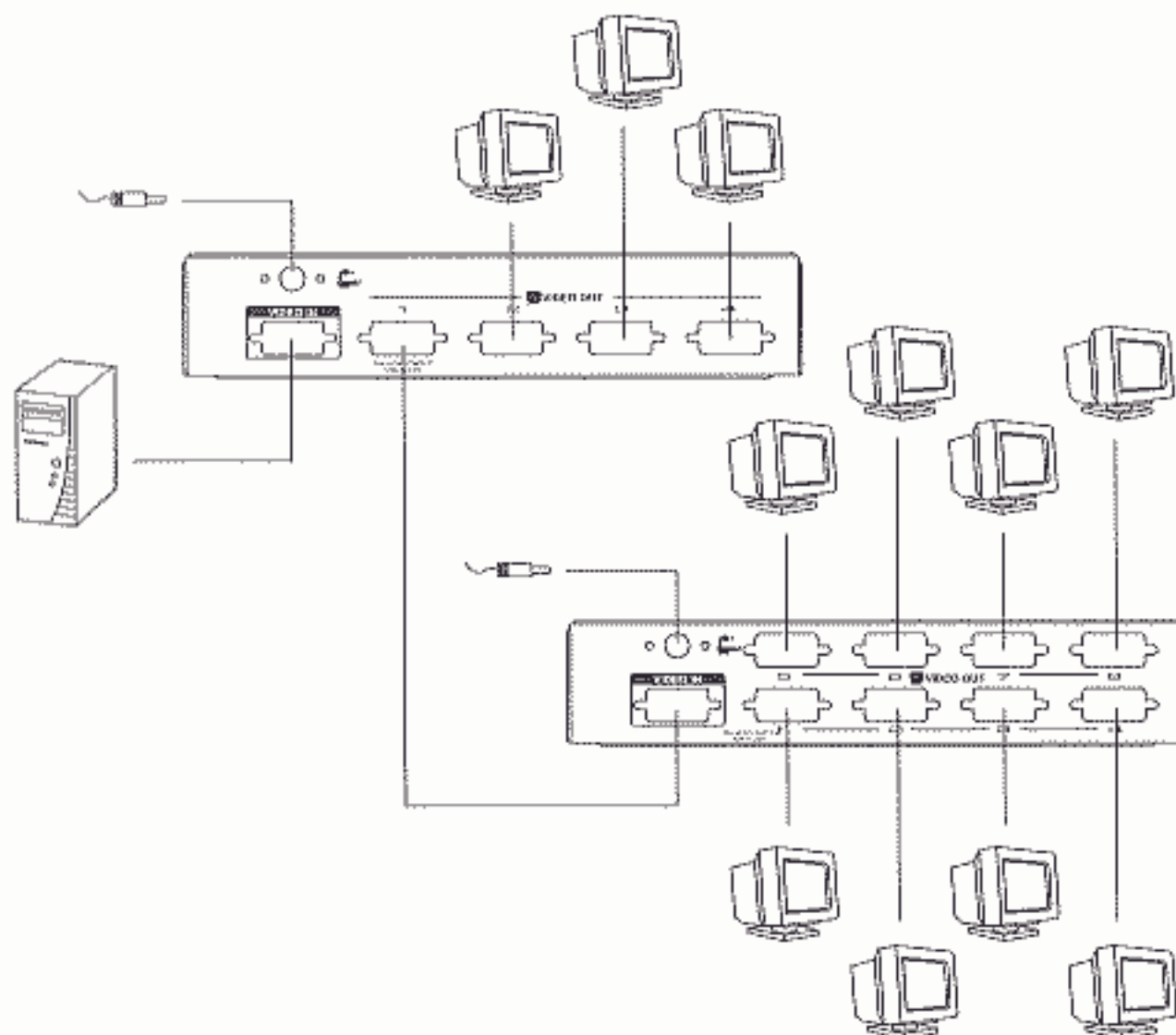
In a Single Stage installation no additional Video Splitters are daisy chained down from the first unit. To set up a single stage installation do the following:

1. Use a high density HDB-15 male/female video extender cable (Part No. 2L-2401) to connect the PC's video port to the **Video In** port of the Video Splitter.
2. Use high density HDB-15 male/female video extender cables (Part No. 2L-2401) to connect the **Video Out** ports of the Video Splitter to the monitors.
3. Plug the power adapter into an AC source; plug the power adapter cable into the Video Splitter's Power Jack.
4. Power up the Video Splitter; power up the monitors; power up the PC.

### DAISY CHAINING

To provide video display for more monitors, additional Video Splitters can be daisy chained. Use a high density HDB-15 male/female video extender cable (Part No. 2L-2401), to connect any available **Video Out** port on the higher level Video Splitter to the **Video In** port of the lower level Video Splitter.

You can chain as many Video Splitters as there are ports available, and all three models can be mixed on the same chain. Theoretically, there is no limit to the number of splitters that can be chained, but the quality will deteriorate as you chain further and further away from the video signal.



## SPECIFICATIONS

Function	Specification
Cable Distance (Device to Monitor)	65 m (213') max.
Signal Type	VGA, SVGA, XGA, Multisync
Video Input Connectors	1 x HDB-15 Male
Operating Temperature	5 - 40° C
Storage Temperature	-20 - 60° C
Humidity	0 - 80% RH, Non-condensing
Housing	Metal

Function	VS-92A	VS-94A	VS-98A
DC 9V Power Consumption (Max.)	0.85 W	1.62W	3.42 W
Video Output Connectors (HDB-15 Female)	2	4	8
Max. Resolution	1920 x 1440 @ 60 Hz		1792 x 1344 @ 60 Hz
Bandwidth (-3db)	250 MHz	250 MHz	200 MHz
Weight	320 g	450 g	530 g
Dimensions (L x W x H)	130x75x20mm	130 x 185 x 57 mm	

### VIDEO OUT PIN ASSIGNMENTS

No.	Assignment	No.	Assignment
1	Red video	9	NC
2	Green video	10	Ground
3	Blue video	11	ID0
4	ID2	12	ID1
5	Ground	13	Horizontal Sync
6	Analog Ground	14	Vertical Sync
7	Analog Ground	15	ID3
8	Analog Ground		

## RADIO & TV INTERFERENCE

**WARNING!!!** This equipment generates, uses and can radiate radio frequency energy and, if not installed and used in accordance with the instruction manual, may cause interference to radio communications. This equipment has been tested and found to comply with the limits for a Class A computing device pursuant to Subpart J of Part 15 of the FCC Rules, which are designed to provide reasonable protection against such interference when operated in a commercial environment. Operation of this equipment in a residential area is likely to cause interference, in which case the user, at his own expense, will be required to take whatever measures may be required to correct the interference.

### LIMITED WARRANTY

IN NO EVENT SHALL THE DIRECT VENDOR'S LIABILITY FOR DIRECT, INDIRECT, SPECIAL, INCIDENTAL, OR CONSEQUENTIAL DAMAGES RESULTING FROM THE USE OF THE PRODUCT, DISK, OR ITS DOCUMENTATION EXCEED THE PRICE PAID FOR THE PRODUCT.

The direct vendor makes no warranty or representation, expressed, implied, or statutory with respect to the contents or use of this documentation, and especially disclaims its quality, performance, merchantability, or fitness for any particular purpose. The direct vendor also reserves the right to revise or update the device or documentation without obligation to notify any individual or entity of such revisions, or update. For further inquiries, please contact your direct vendor.